

B.A. / B.Sc. (Honours & General)

1st Year / 2nd Year / 3rd Year

FEES DETAILS FOR 2022-2023

Semester Wise Payments to be made

Semester-2 / Semester - 4 / Semester - 6 Fees Details:

- 1. Tuition Fees (per semester) = 150 x 6 = 900/-**
- 2. Semester Fees (per semester) = 12,500/-**
- 3. Self Financing Courses (per semester) = 800 x 6 = 4800/-**

(Self-financing courses fees is to be paid only by those students who have opted for one or more of the subjects mentioned below as their elective)

(Human Rights / Film Studies / Sociology / Statistics)

All Payment to be made online

If you do not have Net Banking facility / Debit Card / Credit Card then you have to generate a challan then produce that challan at any SBI branch to pay by cash.

Please Note: No Cash payment will be accepted without a valid challan.

Kindly follow the steps mentioned below to pay your fees

- 1st year students should select the option **Semester-2**, available on the SBI portal.
- 2nd year students should select the option **Semester-4**, available on the SBI portal.
- 3rd year students should select the option **Semester-6**, available on the SBI portal.

If payments for self-financing subject/s have not been made, then the same can be made using the Miscellaneous Payments option

Pay Rs 4800/- if you have one (1) self-financing subject and Rs 9600/- if you have two (2) self-financing subjects.

Steps are given below

(Note: All data mentioned below is only for demonstration purpose)

LORETO COLLEGE, KOLKATA

Online Fees Payment

No Payment by Cheques will be accepted

Kindly pay your college fees by cash or through online mode

Please follow the instructions given below

Go To www.loretocollege.in and click on Login Button

☎ 033-40055712 ✉ loretocollege1912@gmail.com / principal@loretocollege.in

🏠 Home **Login** News Letter

Loreto College, Kolkata

Founded in 1912

Affiliated to University of Calcutta
NAAC Accredited 5 Star College in 2000
Re-accredited by NAAC in 2007 with 'A' Grade (2nd Cycle)
Re-accredited by NAAC in 2012 with 'A' Grade (3rd Cycle)
College of Potential for Excellence
75th All India Rank by NIRF 2020

ABOUT~ ACADEMIC~ NAAC IQAC NIRF CAMPUS LIFE~ SUPPORT~ E-RESOURCES~ ADMISSION~ ADMINISTRATIVE~

Mr. Kanchan Gupta, Chairman of RRRLF, hands over a facsimile of the manuscript of the original Constitution of India to Sr. Christine Coutinho, on the occasion of Constitution Day

NOTICE BOARD

Enrichment Courses April-August 2021 **View Details** 🌟

The Crowning of Our Lady **View Details** 🌟

...View All Notices

ISR ACTIVITIES~ PRESS RELEASE FACILITIES~ ALUMNAE~ FEEDBACK~ GREEN CAMPUS~

Click on Online Fees Payment

Loreto College Kolkata E-Corner Login



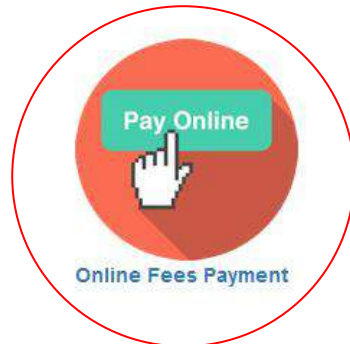
Academic
Management System



Teacher's Login



Student's Login



Online Fees Payment



Web Mail



Investment



Attendance



Fees Management
System

Click On Make Online Payment Link

LORETO COLLEGE, KOLKATA

Online Fees Payment

No Direct Payment by Cash / Cheques will be accepted, Kindly Pay your fees by only through Online mode

Please Enter your correct Bill Book No. while paying online fees

INSTRUCTIONS TO MAKE ONLINE PAYMENT (B.A. / B.SC. For 2nd /3rd Year / Repeating Students)
INSTRUCTIONS TO MAKE ONLINE PAYMENT (B.ED.)

CLICK HERE TO MAKE ONLINE PAYMENT

Back

Step 1: Enter Loreto College in the Search Field and Click on Loreto College

The screenshot displays the SBI SB Collect website interface. At the top, the SBI logo is on the left, and 'SB Collect' and 'Hindi' are on the right. Below the header, navigation links for 'HOME', 'TRANSACTION HISTORY', 'FAQ'S', and 'CUSTOMER SUPPORT' are visible. The main content area features a 'STATE BANK COLLECT' banner with six categories of services, each marked with a yellow checkmark: Payments for Services to Corporates, Government and Public Sector Undertakings; Donations to charitable & religious institutions; Local taxes like water tax, house tax, property tax; Payment of fees to educational institutions, hospitals and municipal corporations; All Payments related to merchants, industry and commercial services; and Pay using Netbanking/Debit/Credit Prepaid Cards, UPI.

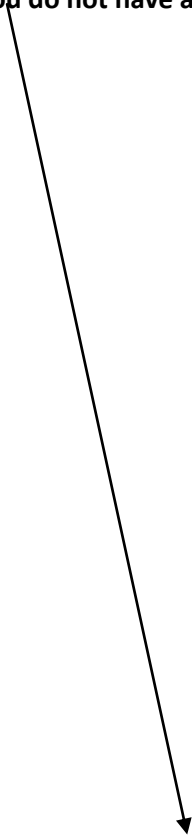
A search bar is positioned below the banner, containing the text 'Loreto'. A red circle highlights the search bar, and an arrow points from the text 'Step 1: Enter Loreto College in the Search Field and Click on Loreto College' to the search bar. Below the search bar, a dropdown menu is open, showing 'LORETO COLLEGE' as the selected result. To the right of the dropdown, the location 'West Bengal' is displayed. Below the dropdown, there is a 'Select Category' section with eight icons representing different categories: Educational Institutions, Religious/Charitable Institutions, Municipal Corporations, Govt Departments, Healthcare Institutions, PSU-Public Sector Undertaking, Recruitment, and Private Merchant.

Step-2: SELECT Semester -2 / Semester-4 / Semester-6 option

The screenshot displays the SBI SB Collect interface. At the top, the SBI logo is on the left, and the text 'SB Collect' is centered in a dark blue header. Below the header, navigation links for 'HOME', 'TRANSACTION HISTORY', 'FAQ'S', and 'CUSTOMER SUPPORT' are visible. A 'Payment Progress' section shows a five-step process: 'Select Payee' (completed with a green checkmark), 'Enter Payment Details' (current step with a blue circle), 'Verify Payment Details', 'Complete Payment', and 'Print Receipt'. Below this, the Loreto College logo and address '7, MIDDLETON ROW, KOLKATA-700071' are shown. The main 'Enter Payment Details' section features a 'Payment Category*' dropdown menu. The dropdown is open, showing options: '--Select any Category--', Semester-3, Semester-5, BED Admission and Semester-1, Semester-2, Semester-4, and Semester-6. The last three options are circled in red. A yellow 'Back' button is located to the right of the dropdown. At the bottom left, the copyright notice '© State Bank of India' is present, and at the bottom right, links for 'Privacy Statement', 'Disclosures', and 'Terms of Use' are provided.

- **If you have Human Rights / Film Studies / Sociology / Statistics then Choose 4800/- otherwise choose 0/-**
- **Semester-6 students should select 0/- option for self-financing courses**
- **No practical fees is to be paid in Semester- 2 / 4 / 6**

Select 0 if you do not have any practical or self financing subjects otherwise select 4800/- for self financing subject/s





Enter Payment Details

Payment Category *

Student Name *

Bill Book No *

Department

Tuition Fees *

Fixed:Rs.900

Semester Fees *

Fixed:Rs.12500

Self Financing HR or FMSG *

Self Financing Sociology *

Self Financing Statistics *

Remarks :

• Enter your correct Bill Book No

• If you do not have a self financing subject then select the zero options

Enter Your Details

Select the mode of payment. For payment through Net banking / Credit Card / Debit Card, choose your suitable option. **For payment by cash in any State Bank of India branch, click ‘SBI BRANCH’**

NET BANKING

CARD PAYMENT



UPI CASH PAYMENT

The screenshot displays the 'STATE BANK COLLECT MULTI OPTION PAYMENT SYSTEM' interface. It is organized into three main sections: 'Net Banking', 'Card Payments', and 'Other Payments Modes'.
- **Net Banking:** Includes 'State Bank of India' (Bank Charges: Rs 11.8) and 'Other Banks Internet Banking' (Bank Charges: Rs 17.7).
- **Card Payments:** Includes 'RuPay Rupay Card' (Bank Charges: Rs 0.0), 'Foreign Card' (Bank Charges: --), 'Credit Cards' (Bank Charges: Rs 91.45), and 'Prepaid Card' (Bank Charges: --).
- **Other Payments Modes:** Includes 'UPI' (Bank Charges: Rs 0.0), 'NEFT NEFT/RTGS' (Bank Charges: --), and 'SBI Branch' (Bank Charges: Rs 59.0).
Arrows from the labels above point to the following options: 'NET BANKING' points to 'State Bank of India' and 'Other Banks Internet Banking'; 'CARD PAYMENT' points to 'RuPay Rupay Card', 'Credit Cards', and 'Foreign Card'; 'UPI CASH PAYMENT' points to 'UPI' and 'SBI Branch'. 'Prepaid Card' and 'NEFT NEFT/RTGS' are marked as 'NOT ENABLED'. A warning message states: 'This payment mode is not available between 23:30 hours IST and 00:30 hours IST'.


If you want to pay by cash then select State Bank of India branch, click ‘SBI BRANCH’ (red circle)





STATE BANK COLLECT MULTI OPTION PAYMENT SYSTEM

Net Banking

 State Bank of India Bank Charges: Rs 11.8 CLICK HERE	 Other Banks Internet Banking Bank Charges: Rs 17.7 CLICK HERE
--	---




Card Payments

 This payment mode is not available between 23:30 hours IST and 00:30 hours IST

 Rupay Card Bank Charges: Rs 0.0 CLICK HERE	 Credit Cards Bank Charges: Rs 91.45 CLICK HERE	 Prepaid Card Bank Charges: -- NOT ENABLED
 Foreign Card Bank Charges: -- NOT ENABLED		

Other Payments Modes

UPI is not available between 22:30 hours IST and 23:30 hours IST

 UPI Bank Charges: Rs 0.0 CLICK HERE	 NEFT/RTGS Bank Charges: -- NOT ENABLED	 SBI Branch Bank Charges: Rs 59.0 CLICK HERE
---	---	---